

## Canopy Cards enabled for Digital Wallets!


# Apple Wallet & Pay

**Eligible Devices:** iPhone, iPad, Apple Watch, Mac

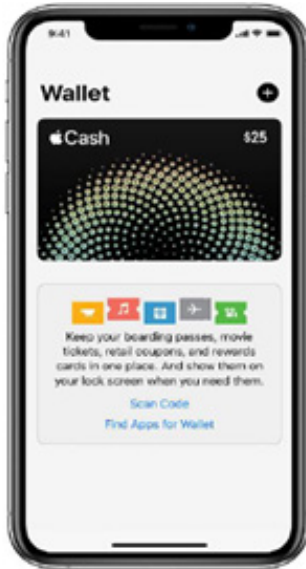
**Apple Website:** <https://support.apple.com/en-us/HT204506>

**Video Instructions:** <https://youtu.be/znlOqQLbNFk>

Find the Wallet app on your device.

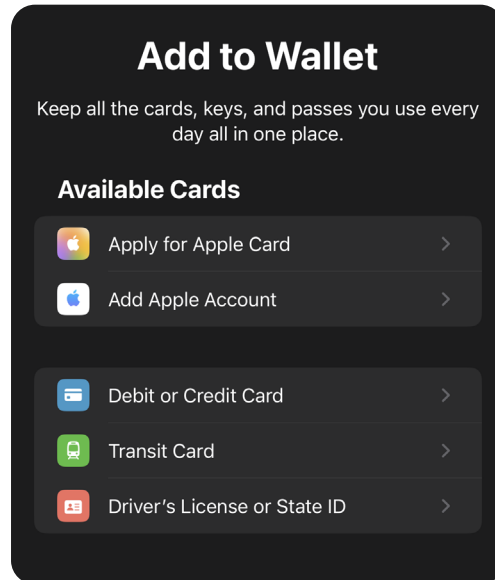
1.  Open it and you'll be in your Digital Wallet, ready to add your Canopy debit or credit card.

Tap  at the top right corner.

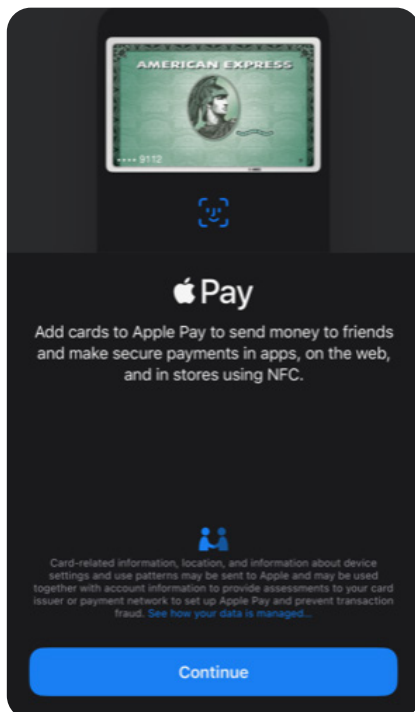


Select Debit or Credit Card.

2.

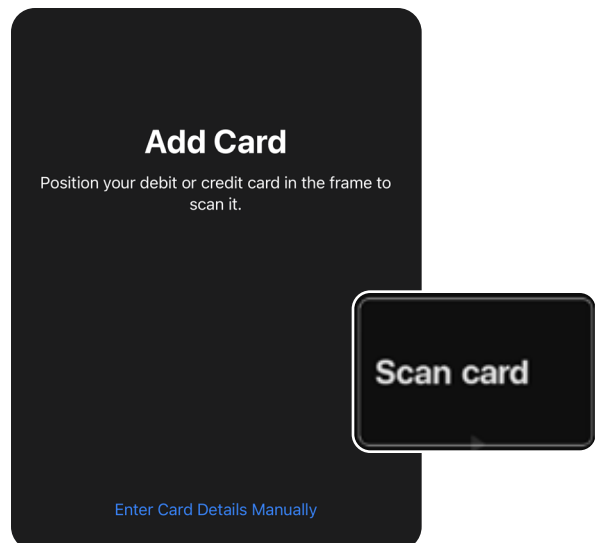


3. Tap continue at the bottom.



Scan your card by positioning it within the frame, OR enter the card details manually.  
*Tip: it helps to put the card against a white background when scanning.*

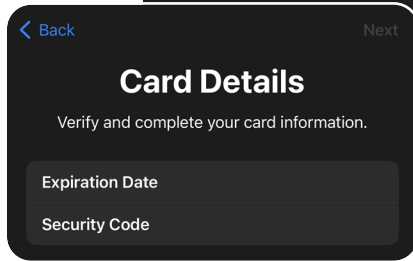
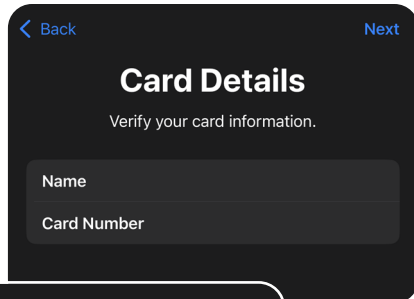
4.



continued ...

Verify your Card Details, tap Next at top right.


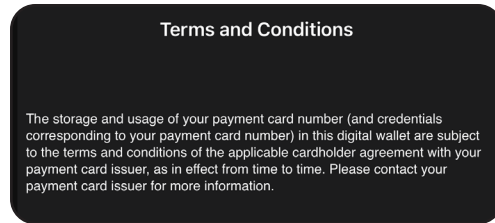
5.



Verify your Expiration Date, and enter your 3 digit Security Code from the back of your card into the Security Code area.

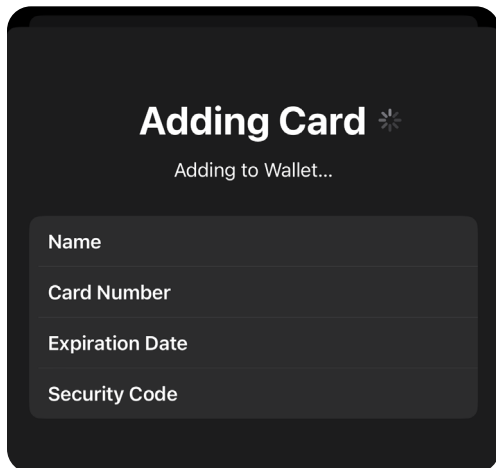
Verify Terms and Conditions, select Agree at bottom right.

6.



Card will show as "Adding Card".

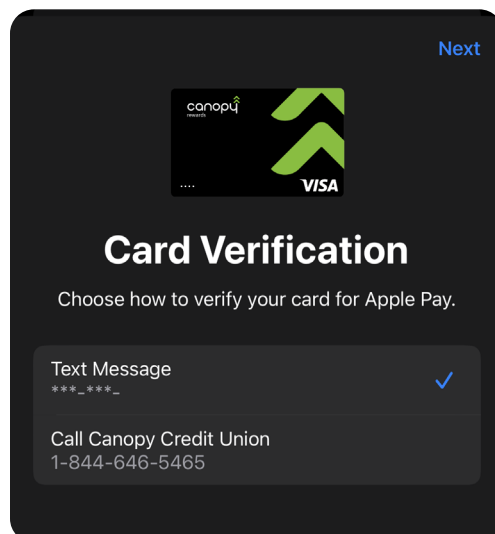
7.



50% of Apple enrollment users may need to do "Card Verification" which is determined at random by Apple. Choose a Digital One Time Passcode to be texted to you, or call 844-454-1332 to verify your card.

8.

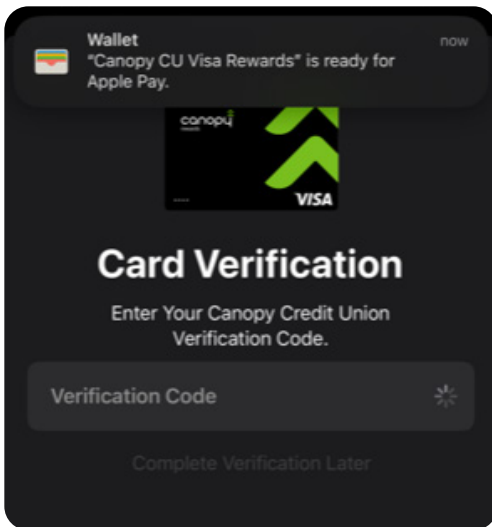
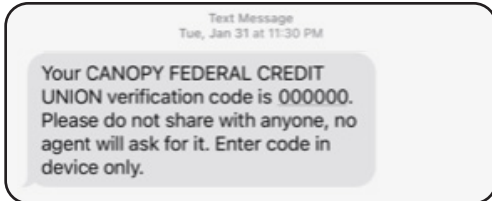
If you're not asked for "Card Verification", skip to step #10.



continued ...

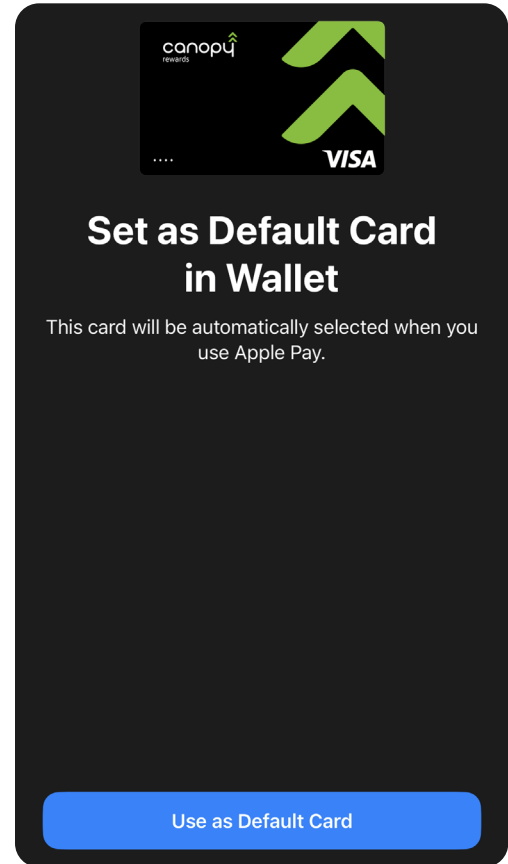
9.

If you selected Text Message, you will receive a one-time digital passcode that you need to enter into the "Verification Code" area. Your Apple Phone may prefill this area for you. A Push Notification will inform you when Card is ready to use and should take only moments to appear.




10.

Select below to Use as Default Card. Default Card in Wallet will be the main card that pops up first to use while shopping in store or online.



Card Type shows as "ready for Apple Pay".

11.



Card as shown in Digital Wallet ready for use!

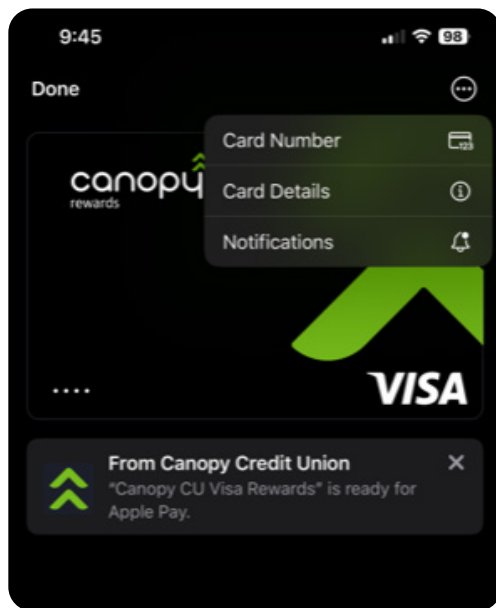
12.



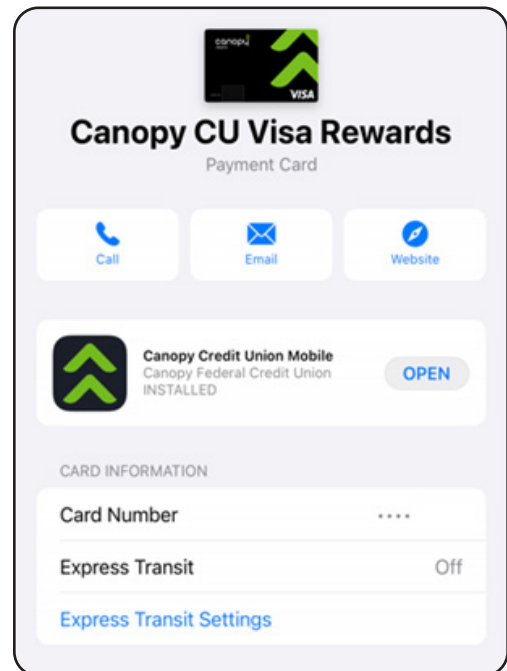
To see the last four digits of your Card, Card Details, and manage Notifications in Digital Wallet, go to top right hand side and tap the three-dot menu. ☰

Under “Card Details” you can see Canopy CU’s Contact information and a link to our Online Banking app.

13.



14.



## Pay with your iPhone

1. To use your default card, open your Apple Wallet app.
2. To use a different card, tap your default card to see your other cards. Tap a new card and authenticate.
3. Hold the top of your iPhone near the contactless reader until Done and a checkmark appear on the display.

## Pay with your Apple Watch

1. Double-click the side button.
2. Your default card opens automatically. Scroll down to choose another card.
3. Hold the display of your Apple Watch near the contactless reader until you feel a gentle tap and hear a beep.

## How to pay using Apple Pay online or within apps

You can use Apple Pay to pay online in Safari® or within apps when you see Apple Pay as a payment option.

1. Tap the Apple Pay button or choose Apple Pay as your payment method.
2. To pay with a different card, tap the Next button > or the Expand Menu button ☰ next to your default card.
3. If necessary, enter your billing, shipping, and contact information. Apple Pay stores that information, so you won't need to enter it again.
4. Confirm the payment.
  - iPhone or iPad with Face ID: Double-click the side button, then use Face ID or your passcode.
  - iPhone or iPad without Face ID: Use Touch ID or your passcode.
  - Apple Watch: Double-click the side button.
  - Mac with Touch ID: Follow the prompts on the Touch Bar and place your finger on Touch ID. If Touch ID is off, tap the Apple Pay icon on the Touch Bar and follow the prompts on the screen.
  - Mac without Touch ID: Confirm the payment on your Bluetooth-connected iPhone or Apple Watch.
5. When your payment is successful, you'll see Done and a checkmark on the screen.

**Learn more on where to use Apple Pay:** <https://support.apple.com/en-us/HT208087>

**Enjoy using your digital contactless Canopy card with Apple Pay!**